



FOUR AUGER MIXER

GET THE PERFECT TMR



STATIONARY



MOBILE

VALMETAL

valmetal.com

MAKE
LIFE BETTER

FOUR AUGER MIXER

Based on legendary Valmetal reliability, all our mixers bring together simplicity of operation with the most advanced mechanical and electronic engineering. Using the highest

quality steel, Valmetal engineers work hard to make machines that stand the test of time, in the toughest of conditions.

MOBILE OR STATIONARY



A DESIGN INNOVATION

30 years of manufacturing experience, extensive testing and producer input have culminated in the Valmetal four auger mixer. It features a unique design, four large diameter augers working together to increase blend uniformity and decrease unloading time resulting in a more energy efficient feed, mix after mix, and continued savings over the life of the mixer. The Valmetal four auger is engineered to the highest specifications of design and strength to ensure the maximum working life.

EXCEPTIONAL QUALITY TMR

The Valmetal four auger allows you to prepare recipes of exceptional quality for your herd thanks to its smooth operation and the positioning of its heavy augers which blend all the ingredients into a perfectly homogeneous mixture without damaging or tearing the fibers. As all forage, grains, protein supplements, vitamins and minerals are thoroughly mixed, the cow is not able to hunt out individual ingredients and must eat the very important, but less tasty roughage, along with the rest of the ration.

THE VALMETAL FOUR AUGER MIXER

GENERAL CHARACTERISTICS

Large diameter augers with heavy flightings and tubes

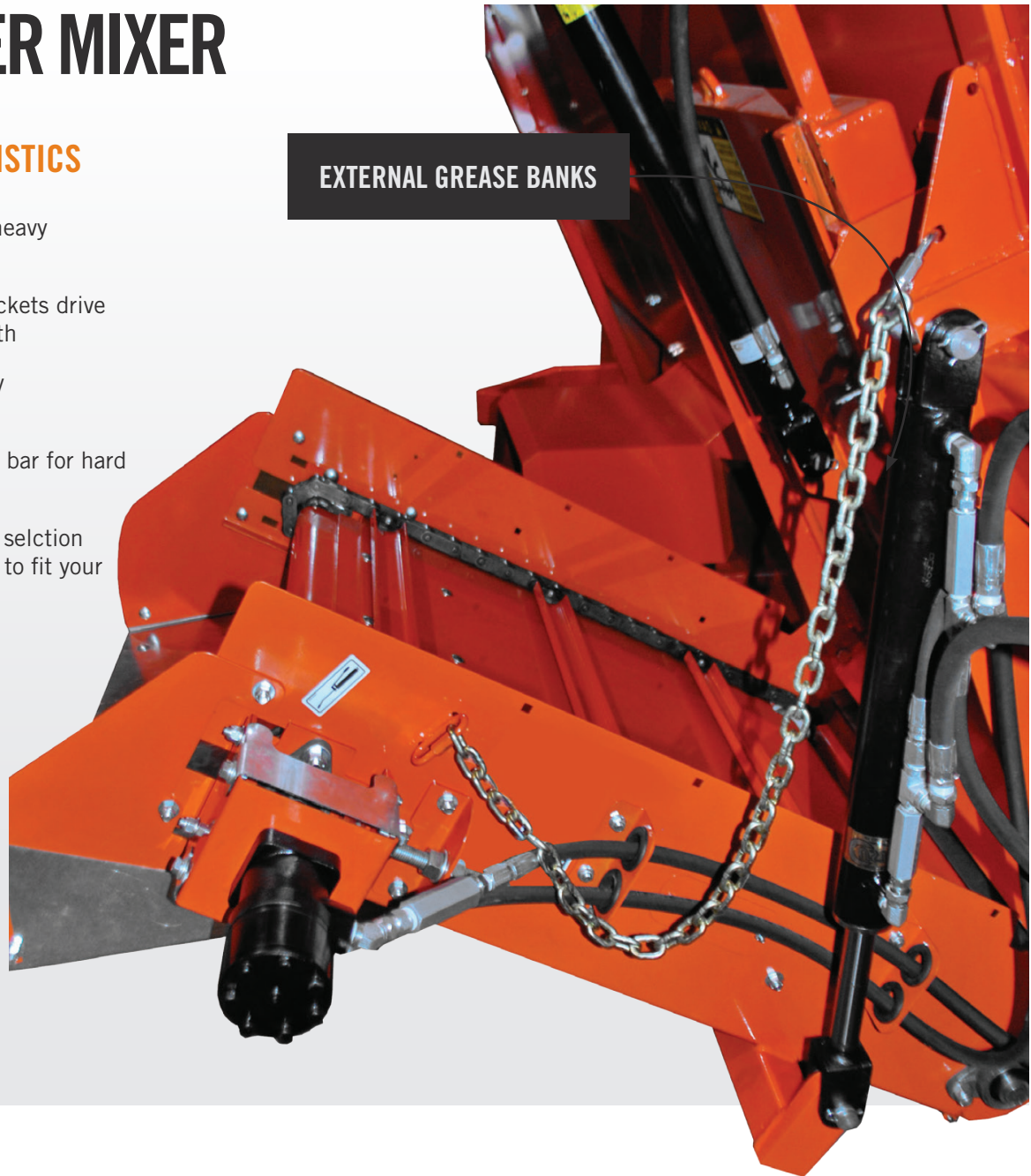
Heavy roller chains and sprockets drive system in an enclosed oil bath

External grease bank for easy maintenance

Bottom shear angle and rasp bar for hard to mix rations

Reliable scale system. Large selection of scale indicators (optional) to fit your needs.

EXTERNAL GREASE BANKS



**SPROCKETS AND HEAVY CHAINS RUN IN AN ENCLOSED
OIL BATH TO ELIMINATE ANY CONTAMINATION**

Doors opened for
illustration only

**THE FOUR AUGER MIXER IS DESIGNED FOR DAIRIES
AND FEEDLOT WITH THE LATEST ENHANCEMENT TO
PROVIDE A MIXER THAT IS RELIABLE, EFFICIENT AND
AFFORDABLE.**

The Four auger mixer design, which is a unique Valmetal signature, provides a consistent, more thorough mix with fewer fines and eliminates dead spots common to many other auger mixers.




This configuration, along with the close tolerance between the auger flighting and the auger bottom, results in a fast and complete cleanout.

The shear angle and rasp bar, in conjunction with the knives, create an effective cutting action.



LARGE DIAMETER HEAVY WALL AUGER TUBES FOR EXTRA STRENGTH TO DO THE TOUGH MIXING JOBS



4 LOAD CELLS (EXCEPT ON AM-210, AM-270 AND AM-325)

MOBILE MODELS

CHARACTERISTICS

Planetary gear reducers

Hydraulically powered door

Adjustable and hydraulically driven chain conveyor

Rear bumpers for added protection against damage

Two high flotation tires – 19.0/45-17


The adjustable chain conveyor is ideal for floor feeding.

The adjustable swing arm permits indicator viewing from the tractor seat or either side of the mixer

Valmetal mixer wagons have their own strong chassis, on which the mixer is placed. The heavy design provides strength and reliability for tough towing conditions.



**HYDRAULIC RAISE AND LOWER
DISCHARGE CONVEYOR**



**PLANETARY GEAR REDUCTION TO
ADD SIMPLICITY AND REDUCE INPUT
HP REQUIREMENTS**



**STRATEGICALLY POSITIONED, THE
HEAT TREATED HAY KNIVES CUT THE
LONG STEM FIBERS**

MOBILE OPTIONS


Magnet in discharge flap

Stainless steel or ¼"/3/16"
UHMW liners

Block valves for tractor with only
one set of hydraulic outlets

Choice of conveyor length

OPTION
Special
discharge
conveyor
lengths. ▶



STATIONARY MODEL


CHARACTERISTICS

AM 210, AM 270, AM 325 models feature a heavy duty double reduction shaft mount reducer (efficiency = 96 %)

- Weighing system with only one loadcell and levers

AM 375 and AM 450 models feature a planetary gear reduction (efficiency = 97%)

- Weighing system with 4 weigh bars



SAFETY GRID (STANDARD ON ALL STATIONARY MIXERS)



THE LARGE DOOR OPENING ALLOWS A FAST AND EVEN DISCHARGE. TWO SIZES ARE AVAILABLE: 18" OR 32"



STATIONARY OPTIONS

Electric door opening system for easy automatization

UHMW bottom and side liners (1/4" or 3/16") are very wear resistant, they facilitate the movements of the ration, prevent sticking of frozen material and require less power.

Knives for long stem hay installed on bottom augers, they cut the

long stem fibers for a superior mix quality

Scale indicator. Large choice models.

Special discharge conveyor lengths

Manual flap on discharge chute

Magnet



MOBILE

	MW-270	MW-325	MW-375	MW-450
Mixing capacity (cu. ft.)	270	325	375	450
Overall length (in.) (a)	185 ½	212 ½	213	237
Tread width (in.) (b)	90	92	98	98
Closed conveyor overall width (in.) (c)	97	98	101	101
Opened conveyor overall width (in.) (d)	101	102	115	115
Overall height (in.) (e)	95	101	105	105
Mixing box size (in.)	84 x 120	84 x 144	84 x 144	84 x 168
Mixing box sides thickness (in.)	10 Gage	10 Gage	3/16	3/16
Mixing box ends thickness (in.)	3/16	3/16	3/16	3/16
Mixing box bottom thickness (in.)	3/8	3/8	3/8	3/8
Bottom auger	Diameter (in.)	20	20	24
	Flighting thickness (in.)	½	½	5/8
	Tube (in.)	6 5/8 x .432	6 5/8 x .432	8 5/8 x .5
Top auger	Diameter (in.)	20	24	24
	Flighting thickness (in.)	3/8	3/8	3/8
	Tube (in.)	4 ½ x .337	4 ½ x .337	6 5/8 x .432
Drive bottom shaft diameter (in.)	3	3	3 ½	3 ½
Drive top shaft diameter (in.)	2 ½	2 ½	3	3
Roller chains	100-120	100-120	100-140	100-140
Approximate weight (lb)	8 100	9 700	11 100	12 600
Discharge opening size (in.)	32 x 20	32 x 20	32 x 20	32 x 20
Tires	19.0/45-17	19.0/45-17	19.0/45-17	19.0/45-17
Speed reducer	Planetary	Planetary	Planetary	Planetary
Scale system	4 points	4 points	4 points	4 points

STATIONARY

	AM-210	AM-270	AM-325	AM-375	AM-450
Load cell	3 K	3 K	3 K	4 weigh bars	4 weigh bars
Overall length	124"	148"	172"	186"	210"
Overall width	84"	84"	84"	90"	90"
Mixing capacity (ft³)	210	270	325	375	450
Thickness of bottom	3/8"	3/8"	3/8"	3/8"	3/8"
Thickness of sides (ga.)	10	10	10	3/16"	3/16"
Flighting - Top augers	Ø20" x 3/8"	Ø20" x 3/8"	Ø20" x 3/8"	Ø24" x 3/8"	Ø24" x 3/8"
Flighting - Bottom augers	Ø20" x ½"	Ø20" x ½"	Ø20" x ½"	Ø24" x 5/8"	Ø24" x 5/8"
Tube - Top augers	Ø4 ½" x 3/8"	Ø4 ½" x 3/8"	Ø4 ½" x 3/8"	Ø6 5/8" x .432"	Ø6 5/8" x .432"
Tube - Bottom augers	Ø6 ½" x 7/16"	Ø6 ½" x 7/16"	Ø6 ½" x 7/16"	Ø8 5/8" x ½"	Ø8 5/8" x ½"
Roller chains	100-120	100-120	100-120	100-140	100-140

Specifications, descriptions and illustrative material in this literature are as accurate as known at the time of publication, but are subject to change without prior notice. Illustrations may include optional equipment and accessories, and may not include all standard equipment.

YOUR LOCAL DEALER:



230, Boulevard industriel
Saint-Germain-de-Grantham
(Québec) J0C 1K0 Canada
Tel : 819 395-4282
Fax : 819 395-2030



15497 State Hwy 131
Tomah, WI 54660
United States
Tel : (608) 374-2206
Fax: (608) 374-2302

info@valmetal.com - valmetal.com